









Year	Country	Population (millions)	GDP (billion USD)	Life expectancy (years)	Urban population (%)	Healthcare expenditure (USD per capita)	Renewable energy (%)	Internet usage (%)	Gender inequality index	Human Development Index
2010	USA	310	14.9	78.4	80.7	1000	10.8	78.1	0.22	0.85
2011	USA	312	15.4	78.6	81.0	1000	11.2	79.5	0.21	0.86
2012	USA	314	15.9	78.8	81.3	1000	11.6	80.9	0.20	0.87
2013	USA	316	16.4	79.0	81.6	1000	12.0	82.3	0.19	0.88
2014	USA	318	16.9	79.2	81.9	1000	12.4	83.7	0.18	0.89
2015	USA	320	17.4	79.4	82.2	1000	12.8	85.1	0.17	0.90
2016	USA	322	17.9	79.6	82.5	1000	13.2	86.5	0.16	0.91
2017	USA	324	18.4	79.8	82.8	1000	13.6	87.9	0.15	0.92
2018	USA	326	18.9	80.0	83.1	1000	14.0	89.3	0.14	0.93
2019	USA	328	19.4	80.2	83.4	1000	14.4	90.7	0.13	0.94
2020	USA	330	19.9	80.4	83.7	1000	14.8	92.1	0.12	0.95
2021	USA	332	20.4	80.6	84.0	1000	15.2	93.5	0.11	0.96
2022	USA	334	20.9	80.8	84.3	1000	15.6	94.9	0.10	0.97
2023	USA	336	21.4	81.0	84.6	1000	16.0	96.3	0.09	0.98
2024	USA	338	21.9	81.2	84.9	1000	16.4	97.7	0.08	0.99
2025	USA	340	22.4	81.4	85.2	1000	16.8	99.1	0.07	1.00
2010	China	1370	5.9	74.7	50.0	100	0.5	15.0	0.75	0.65
2011	China	1380	6.2	75.0	50.5	100	0.6	16.0	0.74	0.66
2012	China	1390	6.5	75.3	51.0	100	0.7	17.0	0.73	0.67
2013	China	1400	6.8	75.6	51.5	100	0.8	18.0	0.72	0.68
2014	China	1410	7.1	75.9	52.0	100	0.9	19.0	0.71	0.69
2015	China	1420	7.4	76.2	52.5	100	1.0	20.0	0.70	0.70
2016	China	1430	7.7	76.5	53.0	100	1.1	21.0	0.69	0.71
2017	China	1440	8.0	76.8	53.5	100	1.2	22.0	0.68	0.72
2018	China	1450	8.3	77.1	54.0	100	1.3	23.0	0.67	0.73
2019	China	1460	8.6	77.4	54.5	100	1.4	24.0	0.66	0.74
2020	China	1470	8.9	77.7	55.0	100	1.5	25.0	0.65	0.75
2021	China	1480	9.2	78.0	55.5	100	1.6	26.0	0.64	0.76
2022	China	1490	9.5	78.3	56.0	100	1.7	27.0	0.63	0.77
2023	China	1500	9.8	78.6	56.5	100	1.8	28.0	0.62	0.78
2024	China	1510	10.1	78.9	57.0	100	1.9	29.0	0.61	0.79
2025	China	1520	10.4	79.2	57.5	100	2.0	30.0	0.60	0.80
2010	India	1100	1.9	67.7	31.0	100	0.1	5.0	0.85	0.55
2011	India	1120	2.0	68.0	31.5	100	0.1	5.5	0.84	0.56
2012	India	1140	2.1	68.3	32.0	100	0.1	6.0	0.83	0.57
2013	India	1160	2.2	68.6	32.5	100	0.1	6.5	0.82	0.58
2014	India	1180	2.3	68.9	33.0	100	0.1	7.0	0.81	0.59
2015	India	1200	2.4	69.2	33.5	100	0.1	7.5	0.80	0.60
2016	India	1220	2.5	69.5	34.0	100	0.1	8.0	0.79	0.61
2017	India	1240	2.6	69.8	34.5	100	0.1	8.5	0.78	0.62
2018	India	126								

	0	1	2	3	4	5	6	7	8	9	10	11	12	13	14	15	16	17	18	19	20	21	22	23	24	25	26	27	28	29	30	31	32	33	34	35	36	37	38	39	40	41	42	43	44	45	46	47	48	49	50	51	52	53	54	55	56	57	58	59	60	61	62	63	64	65	66	67	68	69	70	71	72	73	74	75	76	77	78	79	80	81	82	83	84	85	86	87	88	89	90	91	92	93	94	95	96	97	98	99	
0	0	1	4	9	16	25	36	49	64	81	100	121	144	169	196	225	256	289	324	361	400	441	484	529	576	625	676	729	784	841	900	961	1024	1089	1156	1225	1296	1369	1444	1521	1600	1681	1764	1849	1936	2025	2116	2209	2304	2401	2500	2601	2704	2809	2916	3025	3136	3249	3364	3481	3600	3721	3844	3969	4096	4225	4356	4489	4624	4761	4900	5041	5184	5329	5476	5625	5776	5929	6084	6241	6400	6561	6724	6889	7056	7225	7396	7569	7744	7921	8100	8281	8464	8649	8836	9025	9216	9409	9604	9801	10000
1	1	1.02	1.04	1.06	1.08	1.10	1.12	1.14	1.16	1.18	1.20	1.22	1.24	1.26	1.28	1.30	1.32	1.34	1.36	1.38	1.40	1.42	1.44	1.46	1.48	1.50	1.52	1.54	1.56	1.58	1.60	1.62	1.64	1.66	1.68	1.70	1.72	1.74	1.76	1.78	1.80	1.82	1.84	1.86	1.88	1.90	1.92	1.94	1.96	1.98	2.00	2.02	2.04	2.06	2.08	2.10	2.12	2.14	2.16	2.18	2.20	2.22	2.24	2.26	2.28	2.30	2.32	2.34	2.36	2.38	2.40	2.42	2.44	2.46	2.48	2.50	2.52	2.54	2.56	2.58	2.60	2.62	2.64	2.66	2.68	2.70	2.72	2.74	2.76	2.78	2.80	2.82	2.84	2.86	2.88	2.90	2.92	2.94	2.96	2.98	3.00
2	2	2.02	2.04	2.06	2.08	2.10	2.12	2.14	2.16	2.18	2.20	2.22	2.24	2.26	2.28	2.30	2.32	2.34	2.36	2.38	2.40	2.42	2.44	2.46	2.48	2.50	2.52	2.54	2.56	2.58	2.60	2.62	2.64	2.66	2.68	2.70	2.72	2.74	2.76	2.78	2.80	2.82	2.84	2.86	2.88	2.90	2.92	2.94	2.96	2.98	3.00	3.02	3.04	3.06	3.08	3.10	3.12	3.14	3.16	3.18	3.20	3.22	3.24	3.26	3.28	3.30	3.32	3.34	3.36	3.38	3.40	3.42	3.44	3.46	3.48	3.50	3.52	3.54	3.56	3.58	3.60	3.62	3.64	3.66	3.68	3.70	3.72	3.74	3.76	3.78	3.80	3.82	3.84	3.86	3.88	3.90	3.92	3.94	3.96	3.98	4.00

**Abstract**

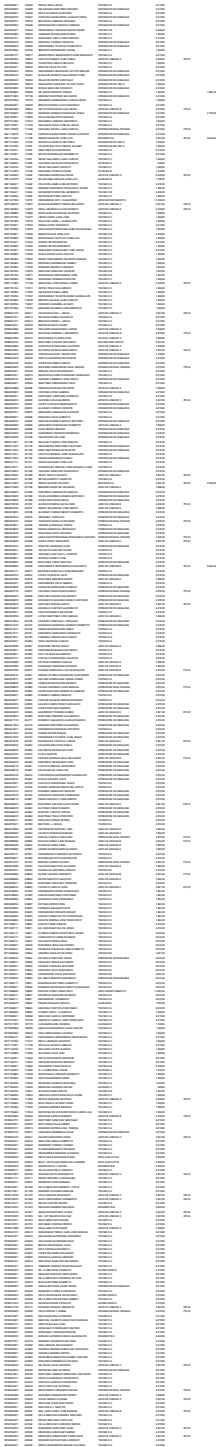



[illegible]

Figure 1 is a 3D bar chart illustrating the distribution of the number of children per family across four regions: North, Center, South, and East. The x-axis represents the number of children (0 to 10), and the y-axis represents the percentage of families (0% to 100%). The z-axis represents the regions. The bars are colored in a gradient from light blue to dark blue. The distribution shows that the percentage of families with 0 children is highest in the North and lowest in the South, while the percentage of families with 10 children is highest in the South and lowest in the North.

[illegible][illegible][illegible][illegible]

100

[illegible]















Country	Year	Population (millions)	GDP (billion USD)	Life expectancy (years)	Healthcare expenditure (billion USD)	Healthcare expenditure per capita (USD)
Algeria	2015	34.5	110.5	75.5	1.5	43.77
Algeria	2016	35.0	115.0	76.0	1.6	45.71
Algeria	2017	35.5	120.0	76.5	1.7	47.89
Algeria	2018	36.0	125.0	77.0	1.8	50.00
Algeria	2019	36.5	130.0	77.5	1.9	52.05
Algeria	2020	37.0	135.0	78.0	2.0	54.14
Algeria	2021	37.5	140.0	78.5	2.1	56.26
Algeria	2022	38.0	145.0	79.0	2.2	58.42
Algeria	2023	38.5	150.0	79.5	2.3	60.57
Algeria	2024	39.0	155.0	80.0	2.4	62.76
Algeria	2025	39.5	160.0	80.5	2.5	64.97
Algeria	2026	40.0	165.0	81.0	2.6	67.14
Algeria	2027	40.5	170.0	81.5	2.7	69.38
Algeria	2028	41.0	175.0	82.0	2.8	71.63
Algeria	2029	41.5	180.0	82.5	2.9	73.89
Algeria	2030	42.0	185.0	83.0	3.0	76.19
Algeria	2031	42.5	190.0	83.5	3.1	78.50
Algeria	2032	43.0	195.0	84.0	3.2	80.82
Algeria	2033	43.5	200.0	84.5	3.3	83.15
Algeria	2034	44.0	205.0	85.0	3.4	85.49
Algeria	2035	44.5	210.0	85.5	3.5	87.84
Algeria	2036	45.0	215.0	86.0	3.6	90.20
Algeria	2037	45.5	220.0	86.5	3.7	92.57
Algeria	2038	46.0	225.0	87.0	3.8	94.95
Algeria	2039	46.5	230.0	87.5	3.9	97.34
Algeria	2040	47.0	235.0	88.0	4.0	99.74
Algeria	2041	47.5	240.0	88.5	4.1	102.15
Algeria	2042	48.0	245.0	89.0	4.2	104.57
Algeria	2043	48.5	250.0	89.5	4.3	106.99
Algeria	2044	49.0	255.0	90.0	4.4	109.42
Algeria	2045	49.5	260.0	90.5	4.5	111.86
Algeria	2046	50.0	265.0	91.0	4.6	114.31
Algeria	2047	50.5	270.0	91.5	4.7	116.77
Algeria	2048	51.0	275.0	92.0	4.8	119.24
Algeria	2049	51.5	280.0	92.5	4.9	121.71
Algeria	2050	52.0	285.0	93.0	5.0	124.19
Algeria	2051	52.5	290.0	93.5	5.1	126.67
Algeria	2052	53.0	295.0	94.0	5.2	129.16
Algeria	2053	53.5	300.0	94.5	5.3	131.65
Algeria	2054	54.0	305.0	95.0	5.4	134.15
Algeria	2055	54.5	310.0	95.5	5.5	136.65
Algeria	2056	55.0	315.0	96.0	5.6	139.16
Algeria	2057	55.5	320.0	96.5	5.7	141.67
Algeria	2058	56.0	325.0	97.0	5.8	144.18
Algeria	2059	56.5	330.0	97.5	5.9	146.69
Algeria	2060	57.0	335.0	98.0	6.0	149.20
Algeria	2061	57.5	340.0	98.5	6.1	151.71
Algeria	2062	58.0	345.0	99.0	6.2	154.22
Algeria	2063	58.5	350.0	99.5	6.3	156.73
Algeria	2064	59.0	355.0	100.0	6.4	159.24
Algeria	2065	59.5	360.0	100.5	6.5	161.75
Algeria	2066	60.0	365.0	101.0	6.6	164.26
Algeria	2067	60.5	370.0	101.5	6.7	166.77
Algeria	2068	61.0	375.0	102.0	6.8	169.28
Algeria	2069	61.5	380.0	102.5	6.9	171.79
Algeria	2070	62.0	385.0	103.0	7.0	174.30
Algeria	2071	62.5	390.0	103.5	7.1	176.81
Algeria	2072	63.0	395.0	104.0	7.2	179.32
Algeria	2073	63.5				

Country	Year	Value	Unit
Algeria	2000	1.00	1000
Algeria	2001	1.00	1000
Algeria	2002	1.00	1000
Algeria	2003	1.00	1000
Algeria	2004	1.00	1000
Algeria	2005	1.00	1000
Algeria	2006	1.00	1000
Algeria	2007	1.00	1000
Algeria	2008	1.00	1000
Algeria	2009	1.00	1000
Algeria	2010	1.00	1000
Algeria	2011	1.00	1000
Algeria	2012	1.00	1000
Algeria	2013	1.00	1000
Algeria	2014	1.00	1000
Algeria	2015	1.00	1000
Algeria	2016	1.00	1000
Algeria	2017	1.00	1000
Algeria	2018	1.00	1000
Algeria	2019	1.00	1000
Algeria	2020	1.00	1000
Algeria	2021	1.00	1000
Algeria	2022	1.00	1000
Algeria	2023	1.00	1000
Algeria	2024	1.00	1000
Algeria	2025	1.00	1000
Algeria	2026	1.00	1000
Algeria	2027	1.00	1000
Algeria	2028	1.00	1000
Algeria	2029	1.00	1000
Algeria	2030	1.00	1000
Algeria	2031	1.00	1000
Algeria	2032	1.00	1000
Algeria	2033	1.00	1000
Algeria	2034	1.00	1000
Algeria	2035	1.00	1000
Algeria	2036	1.00	1000
Algeria	2037	1.00	1000
Algeria	2038	1.00	1000
Algeria	2039	1.00	1000
Algeria	2040	1.00	1000
Algeria	2041	1.00	1000
Algeria	2042	1.00	1000
Algeria	2043	1.00	1000
Algeria	2044	1.00	1000
Algeria	2045	1.00	1000
Algeria	2046	1.00	1000
Algeria	2047	1.00	1000
Algeria	2048	1.00	1000
Algeria	2049	1.00	1000
Algeria	2050	1.00	1000
Algeria	2051	1.00	1000
Algeria	2052	1.00	1000
Algeria	2053	1.00	1000
Algeria	2054	1.00	1000
Algeria	2055	1.00	1000
Algeria	2056	1.00	1000
Algeria	2057	1.00	1000
Algeria	2058	1.00	1000
Algeria	2059	1.00	1000
Algeria	2060	1.00	1000
Algeria	2061	1.00	1000
Algeria	2062	1.00	1000
Algeria	2063	1.00	1000
Algeria	2064	1.00	1000
Algeria	2065	1.00	1000
Algeria	2066	1.00	1000
Algeria	2067	1.00	1000
Algeria	2068	1.00	1000
Algeria	2069	1.00	1000
Algeria	2070	1.00	1000
Algeria	2071	1.00	1000
Algeria	2072	1.00	1000
Algeria	2073	1.00	1000
Algeria	2074	1.00	1000
Algeria	2075	1.00	1000
Algeria	2076	1.00	1000
Algeria	2077	1.00	1000
Algeria	2078	1.00	1000
Algeria	2079	1.00	1000
Algeria	2080	1.00	1000
Algeria	2081	1.00	1000
Algeria	2082	1.00	1000
Algeria	2083	1.00	1000
Algeria	2084	1.00	1000
Algeria	2085	1.00	1000
Algeria	2086	1.00	1000
Algeria	2087	1.00	1000
Algeria	2088	1.00	1000
Algeria	2089	1.00	1000
Algeria	2090	1.00	1000
Algeria	2091	1.00	1000
Algeria	2092	1.00	1000
Algeria	2093	1.00	1000
Algeria	2094	1.00	1000
Algeria	2095	1.00	1000
Algeria	2096	1.00	1000
Algeria	2097	1.00	1000
Algeria	2098	1.00	1000
Algeria	2099	1.00	1000
Algeria	2100	1.00	1000
Al			

[illegible][illegible][illegible][illegible][illegible][illegible]

Year	1990	1991	1992	1993	1994	1995	1996	1997	1998	1999	2000	2001	2002	2003	2004	2005	2006	2007	2008	2009	2010	2011	2012	2013	2014	2015	2016	2017	2018	2019	2020	2021	2022	2023	2024	2025	2026	2027	2028	2029	2030	2031	2032	2033	2034	2035	2036	2037	2038	2039	2040	2041	2042	2043	2044	2045	2046	2047	2048	2049	2050	2051	2052	2053	2054	2055	2056	2057	2058	2059	2060	2061	2062	2063	2064	2065	2066	2067	2068	2069	2070	2071	2072	2073	2074	2075	2076	2077	2078	2079	2080	2081	2082	2083	2084	2085	2086	2087	2088	2089	2090	2091	2092	2093	2094	2095	2096	2097	2098	2099	2100
1990	1991	1992	1993	1994	1995	1996	1997	1998	1999	2000	2001	2002	2003	2004	2005	2006	2007	2008	2009	2010	2011	2012	2013	2014	2015	2016	2017	2018	2019	2020	2021	2022	2023	2024	2025	2026	2027	2028	2029	2030	2031	2032	2033	2034	2035	2036	2037	2038	2039	2040	2041	2042	2043	2044	2045	2046	2047	2048	2049	2050	2051	2052	2053	2054	2055	2056	2057	2058	2059	2060	2061	2062	2063	2064	2065	2066	2067	2068	2069	2070	2071	2072	2073	2074	2075	2076	2077	2078	2079	2080	2081	2082	2083	2084	2085	2086	2087	2088	2089	2090	2091	2092	2093	2094	2095	2096	2097	2098	2099	2100	

2000-01-01
2000-01-02
2000-01-03
2000-01-04
2000-01-05
2000-01-06
2000-01-07
2000-01-08
2000-01-09
2000-01-10
2000-01-11
2000-01-12
2000-01-13
2000-01-14
2000-01-15
2000-01-16
2000-01-17
2000-01-18
2000-01-19
2000-01-20
2000-01-21
2000-01-22
2000-01-23
2000-01-24
2000-01-25
2000-01-26
2000-01-27
2000-01-28
2000-01-29
2000-01-30
2000-01-31
2000-02-01
2000-02-02
2000-02-03
2000-02-04
2000-02-05
2000-02-06
2000-02-07
2000-02-08
2000-02-09
2000-02-10
2000-02-11
2000-02-12
2000-02-13
2000-02-14
2000-02-15
2000-02-16
2000-02-17
2000-02-18
2000-02-19
2000-02-20
2000-02-21
2000-02-22
2000-02-23
2000-02-24
2000-02-25
2000-02-26
2000-02-27
2000-02-28
2000-03-01
2000-03-02
2000-03-03
2000-03-04
2000-03-05
2000-03-06
2000-03-07
2000-03-08
2000-03-09
2000-03-10
2000-03-11
2000-03-12
2000-03-13
2000-03-14
2000-03-15
2000-03-16
2000-03-17
2000-03-18
2000-03-19
2000-03-20
2000-03-21
2000-03-22
2000-03-23
2000-03-24
2000-03-25
2000-03-26
2000-03-27
2000-03-28
2000-03-29
2000-03-30
2000-03-31
2000-04-01
2000-04-02
2000-04-03
2000-04-04
2000-04-05
2000-04-06
2000-04-07
2000-04-08
2000-04-09
2000-04-10
2000-04-11
2000-04-12
2000-04-13
2000-04-14
2000-04-15
2000-04-16
2000-04-17
2000-04-18
2000-04-19
2000-04-20
2000-04-21
2000-04-22
2000-04-23
2000-04-24
2000-04-25
2000-04-26
2000-04-27
2000-04-28
2000-04-29
2000-04-30
2000-05-01
2000-05-02
2000-05-03
2000-05-04
2000-05-05
2000-05-06
2000-05-07
2000-05-08
2000-05-09
2000-05-10
2000-05-11
2000-05-12
2000-05-13
2000-05-14
2000-05-15
2000-05-16
2000-05-17
2000-05-18
2000-05-19
2000-05-20
2000-05-21
2000-05-22
2000-05-23
2000-05-24
2000-05-25
2000-05-26
2000-05-27
2000-05-28
2000-05-29
2000-05-30
2000-05-31
2000-06-01
2000-06-02
2000-06-03
2000-06-04
2000-06-05
2000-06-06
2000-06-07
2000-06-08
2000-06-09
2000-06-10
2000-06-11
2000-06-12
2000-06-13
2000-06-14
2000-06-15
2000-06-16
2000-06-17
2000-06-18
2000-06-19
2000-06-20
2000-06-21
2000-06-22
2000-06-23
2000-06-24
2000-06-25
2000-06-26
2000-06-27
2000-06-28
2000-06-29
2000-06-30
2000-07-01
2000-07-02
2000-07-03
2000-07-04
2000-07-05
2000-07-06
2000-07-07
2000-07-08
2000-07-09
2000-07-10
2000-07-11
2000-07-12
2000-07-13
2000-07-14
2000-07-15
2000-07-16
2000-07-17
2000-07-18
2000-07-19
2000-07-20
2000-07-21
2000-07-22
2000-07-23
2000-0

Year	1990	1991	1992	1993	1994	1995	1996	1997	1998	1999	2000	2001	2002	2003	2004	2005	2006	2007	2008	2009	2010	2011	2012	2013	2014	2015	2016	2017	2018	2019	2020	2021	2022	2023	2024	2025	2026	2027	2028	2029	2030	2031	2032	2033	2034	2035	2036	2037	2038	2039	2040	2041	2042	2043	2044	2045	2046	2047	2048	2049	2050	2051	2052	2053	2054	2055	2056	2057	2058	2059	2060	2061	2062	2063	2064	2065	2066	2067	2068	2069	2070	2071	2072	2073	2074	2075	2076	2077	2078	2079	2080	2081	2082	2083	2084	2085	2086	2087	2088	2089	2090	2091	2092	2093	2094	2095	2096	2097	2098	2099	2100
1990	1990	1991	1992	1993	1994	1995	1996	1997	1998	1999	2000	2001	2002	2003	2004	2005	2006	2007	2008	2009	2010	2011	2012	2013	2014	2015	2016	2017	2018	2019	2020	2021	2022	2023	2024	2025	2026	2027	2028	2029	2030	2031	2032	2033	2034	2035	2036	2037	2038	2039	2040	2041	2042	2043	2044	2045	2046	2047	2048	2049	2050	2051	2052	2053	2054	2055	2056	2057	2058	2059	2060	2061	2062	2063	2064	2065	2066	2067	2068	2069	2070	2071	2072	2073	2074	2075	2076	2077	2078	2079	2080	2081	2082	2083	2084	2085	2086	2087	2088	2089	2090	2091	2092	2093	2094	2095	2096	2097	2098	2099	2100