

MUNICIPIO	TOTAL EVENTOS	TOTAL ASISTENTES	TIPO DE EVENTO/ASISTENTES																									
			1	A	2	A	3	A	4	A	5	A	6	A	7	A	8	A	9	A	10	A	11	A	12	A	13	A
96. TEPOTZOTLÁN	127	6,709	0	0	0	0	7	1,808	49	1,585	42	1,737	0	0	0	0	2	62	2	170	22	513	0	0	3	834	0	0
124. SAN JOSÉ DEL RINCÓN	105	3,308	4	188	0	0	0	0	29	977	65	1,943	0	0	0	0	0	0	4	88	3	112	0	0	0	0	0	0
1. ACAMBAY	104	5,449	0	0	6	572	0	0	0	0	68	2,577	1	90	0	0	0	0	6	261	18	812	0	0	5	1,137	0	0
3. ACULCO	100	3,943	11	938	5	165	0	0	7	301	72	1,867	0	0	0	0	0	0	0	0	2	40	0	0	3	632	0	0
75. SAN FELIPE DEL PROGRESO	99	3,762	0	0	0	0	0	0	29	997	46	1,796	0	0	0	0	6	262	15	642	3	65	0	0	0	0	0	0
65. EL ORO	94	2,105	4	109	14	389	0	0	23	469	30	687	0	0	0	0	0	0	1	26	22	425	0	0	0	0	0	0
103. TIMILPAN	94	2,782	0	0	20	766	0	0	29	614	17	791	0	0	0	0	7	234	0	0	19	282	0	0	2	95	0	0
86. TEMASCALCINGO	86	4,099	1	56	1	75	0	0	46	1,738	34	2,172	0	0	0	0	0	0	0	0	4	58	0	0	0	0	0	0
35. ECATZINGO	85	2,229	0	0	0	0	0	0	22	612	15	396	0	0	0	0	0	0	3	66	45	1,155	0	0	0	0	0	0
114. VILLA GUERRERO	85	4,648	3	204	2	370	0	0	8	345	28	1,885	0	0	0	0	0	0	1	50	40	1,246	0	0	3	548	0	0
13. ATIZAPÁN DE ZARAGOZA	84	3,228	0	0	0	0	0	0	0	0	35	1,167	0	0	0	0	0	0	46	1,161	0	0	0	0	1	200	2	700
106. TLATLAYA	83	3,131	1	30	23	535	0	0	0	0	24	1,153	0	0	0	0	13	823	1	122	21	468	0	0	0	0	0	0
100. TEXCOCO	81	5,166	0	0	0	0	0	0	6	187	23	1,233	0	0	0	0	2	90	32	1,398	4	114	0	0	7	1,139	7	1,005
33. DONATO GUERRA	78	2,518	3	110	3	110	0	0	37	1,047	13	445	0	0	0	0	0	0	0	0	19	376	0	0	3	430	0	0
61. NICOLÁS ROMERO	77	6,912	0	0	0	0	0	0	2	70	51	5,683	0	0	0	0	0	0	0	0	19	424	0	0	1	50	4	685
72. POLOTITLAN	77	1,597	0	0	0	0	0	0	45	1,059	6	169	0	0	0	0	0	0	4	93	22	276	0	0	0	0	0	0
112. VILLA DE ALLENDE	77	4,075	9	417	11	795	0	0	11	285	27	1,547	0	0	0	0	0	0	2	195	13	366	1	10	3	460	0	0
7. AMANALCO	76	5,256	5	435	10	361	0	0	13	835	12	1,457	3	34	1	11	0	0	5	248	24	865	0	0	3	1,010	0	0
79. SANTO TOMAS	76	1,751	0	0	0	0	0	0	16	387	22	665	1	45	0	0	0	0	0	0	37	654	0	0	0	0	0	0
15. ATLAUTLA	74	2,417	1	29	0	0	0	0	10	312	21	833	1	45	0	0	0	0	6	210	35	988	0	0	0	0	0	0
102. TIANGUISTENCO	74	4,779	0	0	3	398	0	0	4	262	37	2,710	1	22	0	0	0	0	4	190	24	885	0	0	1	312	0	0
18. CALIMAYA	73	2,003	0	0	5	125	0	0	48	1,498	4	147	0	0	0	0	0	0	0	0	13	108	0	0	3	125	0	0
67. OTZOLOAPAN	73	1,544	1	22	1	27	0	0	10	187	14	260	0	0	0	0	6	142	1	27	26	402	11	207	3	270	0	0
27. CHAPA DE MOTA	72	2,261	1	50	0	0	0	0	42	1,335	19	784	0	0	0	0	0	0	0	0	10	92	0	0	0	0	0	0
14. ATLACOMULCO	71	2,179	0	0	13	325	0	0	22	528	20	529	0	0	0	0	0	0	13	602	2	15	0	0	1	180	0	0
66. OTUMBA	70	2,985	0	0	0	0	0	0	31	1,222	17	591	0	0	0	0	0	0	0	0	19	452	0	0	3	720	0	0
69. OZUMBA	70	2,600	9	46	8	927	0	0	8	299	14	392	0	0	0	0	0	0	4	142	27	794	0	0	0	0	0	0
104. TLALMANALCO	70	2,918	0	0	0	0	0	0	1	20	42	1,549	0	0	0	0	0	0	11	370	16	979	0	0	0	0	0	0

MUNICIPIO	TOTAL EVENTOS	TOTAL ASISTENTES	TIPO DE EVENTO/ASISTENTES																									
			1	A	2	A	3	A	4	A	5	A	6	A	7	A	8	A	9	A	10	A	11	A	12	A	13	A
118. ZACUALPAN	69	2,039	0	0	2	161	0	0	25	402	35	1,086	0	0	0	0	0	0	3	77	1	12	0	0	3	301	0	0
108. TONATICO	68	2,679	0	0	0	0	0	0	12	558	22	979	0	0	0	0	7	327	3	264	24	551	0	0	0	0	0	0
9. AMECAMECA	67	2,036	0	0	0	0	0	0	25	671	21	634	0	0	2	63	0	0	6	226	11	337	2	105	0	0	0	0
123. LUVIANOS	67	1,862	0	0	3	127	0	0	36	1,227	2	28	0	0	0	0	0	0	3	86	23	394	0	0	0	0	0	0
42. IXTAPAN DEL ORO	66	2,005	0	0	0	0	0	0	11	146	14	761	0	0	0	0	0	0	0	0	41	1,098	0	0	0	0	0	0
95. TEPETLIXPA	66	3,215	0	0	0	0	0	0	17	527	17	522	0	0	0	0	0	0	0	0	29	1,302	0	0	3	864	0	0
101. TEZOYUCA	66	2,118	0	0	3	85	0	0	12	315	30	1,158	0	0	0	0	0	0	9	437	12	123	0	0	0	0	0	0
117. ZACAZONAPAN	66	750	0	0	12	139	0	0	5	168	10	195	0	0	0	0	0	0	8	26	31	222	0	0	0	0	0	0
38. HUIXQUILUCAN	65	5,277	1	80	1	122	3	1,307	16	1,539	16	1,391	0	0	0	0	4	200	1	200	23	438	0	0	0	0	0	0
71. LA PAZ	65	2,936	0	0	0	0	0	0	0	0	35	1,313	0	0	0	0	0	0	0	0	15	574	0	0	12	789	3	260
105. TLALNEPANTLA DE BAZ	65	1,942	0	0	0	0	0	0	0	0	47	1,525	0	0	0	0	0	0	0	0	18	417	0	0	0	0	0	0
83. TEJUPILCO	64	3,069	0	0	0	0	0	0	21	720	29	1,701	3	193	1	31	0	0	2	47	6	122	0	0	2	255	0	0
21. COATEPEC HARINAS	63	2,306	0	0	0	0	0	0	1	42	28	971	0	0	0	0	0	0	8	253	23	484	0	0	3	556	0	0
17. AYAPANGO	62	1,451	3	66	0	0	0	0	37	824	17	470	0	0	0	0	0	0	0	0	5	91	0	0	0	0	0	0
49. JOCOTITLAN	62	2,761	0	0	0	0	0	0	3	190	30	1,575	0	0	0	0	11	256	0	0	11	186	0	0	7	554	0	0
115. VILLA VICTORIA	62	3,681	10	35	21	1,880	0	0	11	430	8	884	0	0	0	0	1	40	2	185	9	227	0	0	0	0	0	0
37. HUEYPOXTLA	61	1,904	11	336	5	152	0	0	26	952	9	266	0	0	0	0	0	0	0	0	9	153	0	0	1	45	0	0
68. OTZOLOTEPEC	61	5,943	3	311	5	412	0	0	20	1,347	28	3,303	1	150	0	0	0	0	1	50	0	0	0	0	3	370	0	0
36. HUEHUETECA	60	2,019	0	0	0	0	0	0	36	1,228	0	0	0	0	0	0	0	0	0	0	21	168	0	0	3	623	0	0
54. MELCHOR OCAMPO	60	2,756	0	0	1	38	0	0	9	246	45	2,046	0	0	0	0	0	0	0	0	2	46	0	0	3	380	0	0
40. IXTAPALUCA	59	4,204	0	0	1	48	0	0	0	0	36	2,904	0	0	0	0	5	522	6	178	7	413	0	0	4	139	0	0
55. METEPEC	59	9,582	1	180	1	180	0	0	15	1,218	26	4,991	0	0	0	0	0	0	0	0	8	211	0	0	2	140	6	2,662
34. ECATEPEC DE MORELOS	57	5,340	0	0	0	0	0	0	2	85	24	3,885	0	0	0	0	14	495	1	500	16	375	0	0	0	0	0	0
77. SAN MATEO ATENCO	57	4,219	1	12	2	662	0	0	7	1,099	32	1,412	0	0	0	0	0	0	1	42	12	530	0	0	2	462	0	0
31. CHICONCUAC	56	1,898	0	0	0	0	1	125	25	705	22	754	0	0	0	0	0	0	1	58	5	88	0	0	2	168	0	0
48. JIQUIPILCO	56	3,158	0	0	0	0	0	0	19	555	12	798	0	0	0	0	0	0	0	0	22	670	0	0	3	1,135	0	0
91. TENANGO DEL VALLE	56	3,014	0	0	0	0	0	0	23	1,419	16	801	0	0	0	0	0	0	5	320	9	74	0	0	3	400	0	0
111. VALLE DE BRAVO	56	2,717	3	21	4	401	0	0	8	534	18	1,018	4	211	0	0	6	56	3	93	7	93	0	0	3	290	0	0

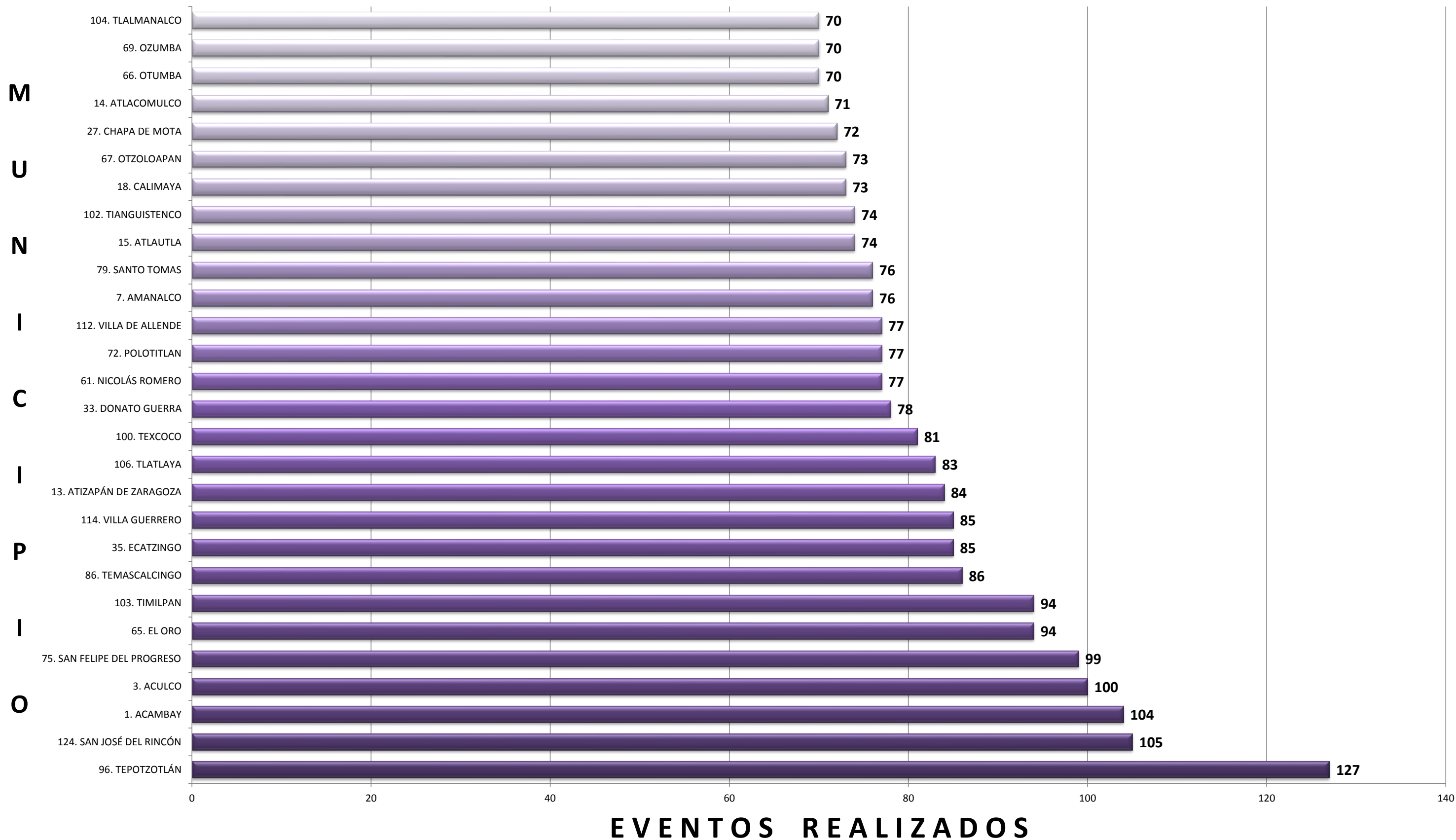
MUNICIPIO	TOTAL EVENTOS	TOTAL ASISTENTES	TIPO DE EVENTO/ASISTENTES																									
			1	A	2	A	3	A	4	A	5	A	6	A	7	A	8	A	9	A	10	A	11	A	12	A	13	A
122. VALLE DE CHALCO SOLIDARIDAD	56	6,702	1	3	0	0	0	0	0	0	14	4,496	0	0	0	0	0	0	0	0	30	761	0	0	3	588	8	854
93. TEOTIHUACÁN	55	4,784	0	0	0	0	0	0	12	1,506	16	2,250	3	53	0	0	0	0	0	0	21	584	0	0	3	391	0	0
80. SOYANIQUILPAN DE JUÁREZ	54	2,786	0	0	0	0	0	0	40	2,306	7	369	0	0	0	0	0	0	0	7	111	0	0	0	0	0	0	
62. NOPALTEPEC	53	2,600	6	54	5	1,053	0	0	17	769	22	651	0	0	0	0	0	1	53	2	20	0	0	0	0	0	0	
74. SAN ANTONIO LA ISLA	53	3,616	0	0	2	287	0	0	8	841	19	1,855	0	0	0	0	0	0	0	18	381	2	12	4	240	0	0	
116. XONACATLAN	53	3,912	0	0	0	0	0	0	20	1,079	20	1,612	0	0	0	0	0	7	476	2	57	0	0	4	688	0	0	
16. AXAPUSCO	52	2,461	2	12	1	130	0	0	22	863	16	1,022	0	0	0	0	0	0	0	11	434	0	0	0	0	0	0	
23. COYOTEPEC	52	2,088	0	0	4	180	0	0	13	739	13	484	0	0	0	0	0	7	227	13	323	0	0	2	135	0	0	
85. TEMASCALAPA	52	2,210	0	0	0	0	0	0	24	1,100	8	380	0	0	0	0	0	3	160	15	210	0	0	2	360	0	0	
39. ISIDRO FABELA	51	2,043	0	0	0	0	0	0	28	849	17	624	0	0	0	0	3	120	0	0	2	50	0	0	0	0	1	400
46. JILOTEPEC	51	2,007	0	0	0	0	0	0	17	678	10	492	1	50	0	0	8	450	4	189	11	148	0	0	0	0	0	0
58. NAUCALPAN DE JUÁREZ	51	5,047	0	0	1	191	0	0	17	1,698	18	1,718	4	431	0	0	1	132	4	445	5	232	1	200	0	0	0	0
19. CAPULHUAC	50	4,819	0	0	0	0	0	0	11	1,020	11	2,512	1	28	0	0	0	0	0	24	799	0	0	3	460	0	0	
73. RAYÓN	50	1,975	2	19	1	110	0	0	19	669	14	397	0	0	0	0	0	4	253	10	527	0	0	0	0	0	0	
109. TULTEPEC	50	4,216	0	0	0	0	0	0	7	586	30	2,698	0	0	0	0	0	0	0	7	398	0	0	6	534	0	0	
113. VILLA DEL CARBÓN	50	1,707	1	20	0	0	0	0	12	223	28	1,002	1	40	0	0	0	0	0	5	62	0	0	3	360	0	0	
32. CHIMALHUACÁN	49	7,150	0	0	0	0	0	0	11	557	15	1,523	0	0	0	0	0	0	0	6	82	0	0	13	3,835	4	1,153	
57. MORELOS	49	2,130	0	0	0	0	0	0	26	1,161	13	625	0	0	0	0	0	0	0	7	152	0	0	3	192	0	0	
63. OCOYOACAC	49	3,785	1	20	0	0	2	540	1	60	24	2,498	0	0	0	0	0	0	0	18	317	0	0	3	350	0	0	
99. TEXCALYACAC	49	870	0	0	4	97	0	0	0	0	7	187	0	0	0	0	5	136	1	55	29	366	3	29	0	0	0	0
8. AMATEPEC	48	1,588	3	108	2	86	0	0	6	156	15	355	4	158	1	32	11	287	1	50	0	0	2	76	3	280	0	0
29. CHIAUTLA	48	2,292	0	0	0	0	1	428	19	732	8	732	0	0	0	0	0	6	215	14	185	0	0	0	0	0	0	
82. TECÁMAC	48	4,169	1	10	0	0	0	0	0	0	25	3,106	0	0	0	0	0	1	300	15	308	1	10	3	105	2	330	
119. ZINACANTEPEC	48	2,638	3	139	7	401	0	0	24	1,208	6	530	0	0	0	0	0	0	0	5	90	0	0	3	270	0	0	
22. COCOTITLAN	47	3,641	0	0	0	0	0	0	6	758	17	2,332	0	0	0	0	0	0	0	23	411	0	0	1	140	0	0	
59. NEXTLALPAN	46	1,628	4	95	0	0	0	0	4	152	24	691	0	0	0	0	2	60	10	300	0	0	0	0	2	330	0	0
88. TEMOAYA	46	1,177	0	0	0	0	0	0	0	0	28	689	2	58	0	0	0	0	13	367	3	63	0	0	0	0	0	0
107. TOLUCA	46	8,230	0	0	0	0	0	0	7	1,019	33	7,086	0	0	0	0	1	50	0	0	5	75	0	0	0	0	0	0

MUNICIPIO	TOTAL EVENTOS	TOTAL ASISTENTES	TIPO DE EVENTO/ASISTENTES																											
			1	A	2	A	3	A	4	A	5	A	6	A	7	A	8	A	9	A	10	A	11	A	12	A	13	A		
76. SAN MARTIN DE LAS PIRÁMIDES	45	3,401	0	0	0	0	0	0	16	1,698	12	1,307	0	0	0	0	0	0	0	0	17	396	0	0	0	0	0	0		
6. ALMOLOYA DEL RIO	44	1,454	0	0	0	0	0	0	7	237	20	729	0	0	0	0	0	0	12	433	5	55	0	0	0	0	0	0		
84. TEMAMATLA	44	3,504	0	0	0	0	0	0	13	1,452	17	1,854	0	0	0	0	0	0	0	0	14	198	0	0	0	0	0	0		
90. TENANGO DEL AIRE	44	2,779	0	0	0	0	0	0	11	1,309	10	1,005	0	0	0	0	0	0	0	0	23	465	0	0	0	0	0	0		
43. IXTLAHUACA	43	2,981	0	0	0	0	0	0	3	236	18	1,693	0	0	0	0	0	0	0	0	18	307	0	0	4	745	0	0		
45. JALTENCO	43	1,753	0	0	0	0	0	0	0	0	37	1,235	0	0	0	0	0	0	0	0	0	0	0	6	518	0	0			
81. SULTEPEC	43	1,649	1	6	1	240	0	0	16	386	20	856	0	0	0	0	0	0	2	102	3	59	0	0	0	0	0	0		
11. ATENCO	42	1,678	0	0	0	0	0	0	17	707	15	590	0	0	0	0	0	0	6	339	4	42	0	0	0	0	0	0		
24. CUAUTITLÁN	42	3,156	0	0	9	572	0	0	0	0	3	175	0	0	0	0	12	1,104	5	350	9	765	1	30	3	160	0	0		
25. CUAUTITLÁN IZCALLI	42	1,528	0	0	3	288	0	0	1	20	8	258	0	0	0	0	0	0	2	231	25	717	0	0	3	14	0	0		
41. IXTAPAN DE LA SAL	42	2,227	0	0	3	127	0	0	4	95	16	1,235	2	62	0	0	0	0	5	298	6	121	3	49	0	0	3	240		
89. TENANCINGO	42	4,136	1	7	0	0	0	0	17	1,400	21	2,394	0	0	0	0	0	0	0	0	0	0	0	3	335	0	0	0		
92. TEOLOYUCAN	42	8,910	0	0	0	0	0	0	0	0	27	6,350	0	0	0	0	2	100	8	1,460	2	100	0	0	2	700	1	200		
120. ZUMPAHUACAN	42	2,219	0	0	4	98	0	0	17	623	16	964	0	0	0	0	0	0	0	0	2	22	0	0	3	512	0	0		
50. JOQUICINGO	41	2,871	1	22	1	68	3	999	4	311	5	584	0	0	0	0	5	139	1	125	20	499	0	0	1	124	0	0		
64. OCUILAN	41	2,627	0	0	0	0	0	0	1	10	36	2,253	0	0	0	0	0	0	0	0	1	40	0	0	3	324	0	0		
87. TEMASCALTEPEC	41	1,607	0	0	6	144	0	0	13	485	17	583	0	0	0	0	0	0	1	54	1	26	0	0	3	315	0	0		
98. TEXCALTITLAN	41	2,011	1	21	7	307	0	0	5	159	21	886	1	60	0	0	1	78	0	0	2	40	0	0	3	460	0	0		
110. TULTITLAN	41	6,841	0	0	0	0	0	0	0	0	28	1,901	0	0	0	0	0	0	0	0	4	880	0	0	0	0	9	4,060		
51. JUCHITEPEC	39	2,938	0	0	0	0	0	0	13	1,412	7	821	0	0	0	0	0	0	4	187	14	268	0	0	1	250	0	0		
53. MALINALCO	38	2,069	1	5	1	72	0	0	7	362	19	1,005	0	0	0	0	3	80	4	207	0	0	0	0	3	338	0	0		
94. TEPETLAOXTOC	38	1,107	0	0	1	135	0	0	19	469	6	217	0	0	0	0	0	0	7	189	5	97	0	0	0	0	0	0		
52. LERMA	36	1,401	0	0	0	0	3	127	0	0	19	854	0	0	0	0	1	30	1	10	11	180	0	0	1	200	0	0		
4. ALMOLOYA DE ALQUISIRAS	34	2,134	3	107	15	1,387	1	68	4	53	4	154	0	0	0	0	3	96	0	0	1	26	0	0	3	243	0	0		
10. APAXCO	34	2,606	0	0	0	0	0	0	14	1,340	9	1,050	0	0	0	0	0	0	0	0	11	216	0	0	0	0	0	0		
26. CHALCO	34	2,720	0	0	0	0	0	0	1	123	15	1,468	0	0	0	0	0	0	0	0	11	452	2	99	3	268	2	310		
44. XALATLACO	34	3,630	0	0	0	0	0	0	13	1,051	13	2,074	0	0	0	0	0	0	0	0	5	105	0	0	3	400	0	0		
2. ACOLMAN	33	3,245	3	31	13	824	0	0	2	58	7	252	0	0	0	0	0	0	0	0	3	235	0	0	5	1,845	0	0		

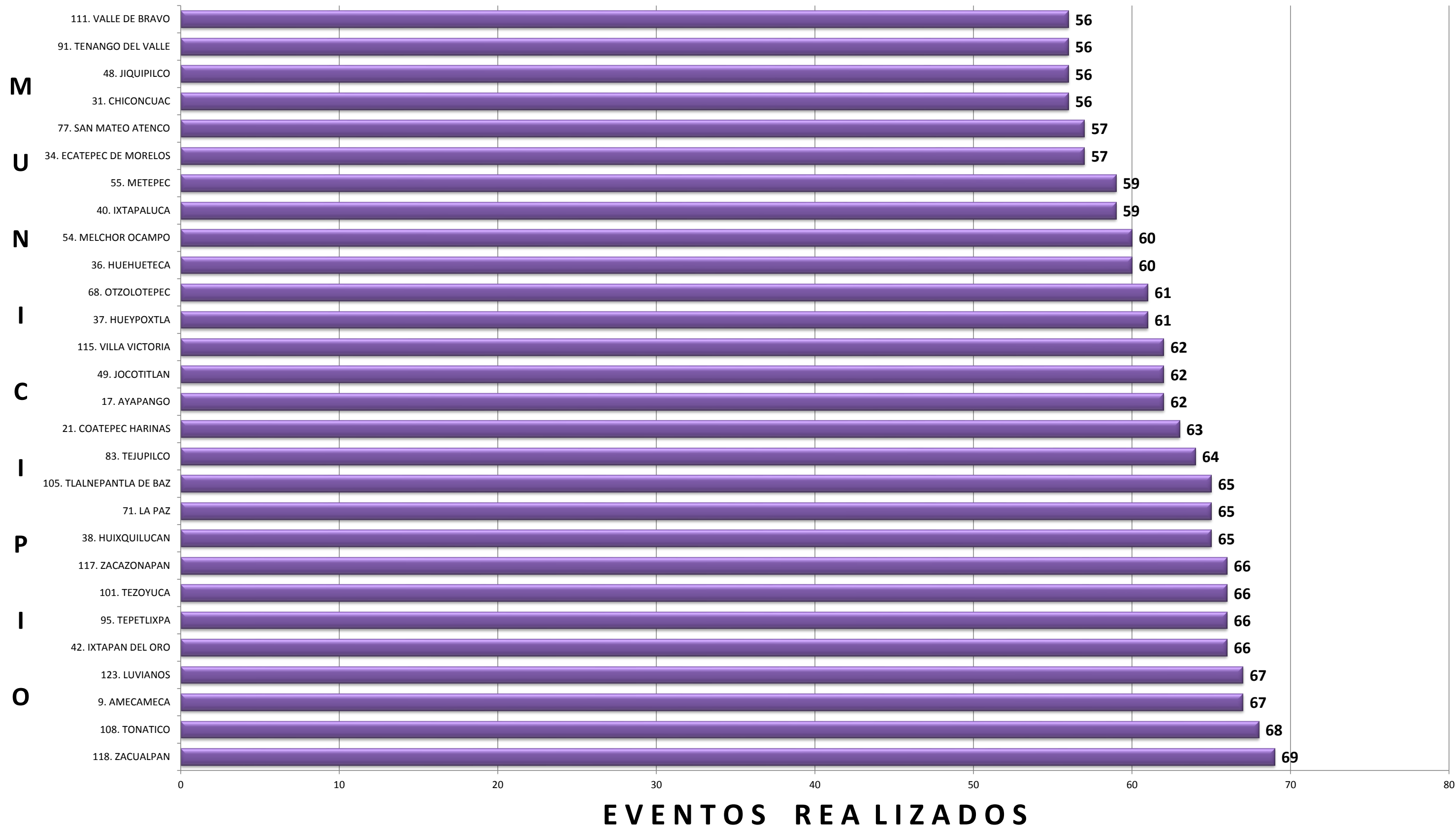
MUNICIPIO	TOTAL EVENTOS	TOTAL ASISTENTES	TIPO DE EVENTO/ASISTENTES																									
			1	A	2	A	3	A	4	A	5	A	6	A	7	A	8	A	9	A	10	A	11	A	12	A	13	A
28. CHAPULTEPEC	33	2,625	5	510	5	510	0	0	7	485	5	640	0	0	0	0	0	0	2	200	8	260	1	20	0	0	0	0
56. MEXICALTZINGO	33	2,851	4	336	2	160	0	0	13	1,030	12	1,260	0	0	0	0	0	0	0	0	2	65	0	0	0	0	0	0
60. NEZAHUALCÓYOTL	31	1,146	0	0	0	0	0	0	8	382	21	742	0	0	0	0	0	0	0	0	2	22	0	0	0	0	0	0
12. ATIZAPÁN	30	2,025	0	0	2	180	0	0	5	491	8	1,065	1	56	0	0	0	0	0	0	14	233	0	0	0	0	0	0
121. ZUMPANGO	28	1,477	0	0	0	0	0	0	3	210	11	570	4	215	0	0	1	50	7	379	1	18	0	0	1	35	0	0
20. COACALCO DE BERRIOZÁBAL	26	1,193	0	0	0	0	0	0	1	90	6	309	0	0	0	0	0	0	0	0	16	499	1	25	2	270	0	0
78. SAN SIMÓN DE GUERRERO	26	920	0	0	0	0	0	0	11	192	13	468	0	0	0	0	0	0	0	0	0	0	0	2	260	0	0	
97. TEQUIXQUIAC	26	1,311	0	0	0	0	0	0	0	0	8	248	0	0	5	106	10	507	0	0	0	0	0	0	3	450	0	0
47. JILOTZINGO	25	1,202	0	0	0	0	0	0	6	232	18	740	0	0	0	0	0	0	0	0	0	0	0	0	0	0	1	230
70. PAPALOTLA	25	3,647	0	0	0	0	3	1,505	0	0	13	965	0	0	0	0	0	0	5	407	0	0	0	0	4	770	0	0
5. ALMOLOYA DE JUÁREZ	24	3,450	0	0	0	0	0	0	6	472	14	2,202	1	76	0	0	0	0	0	0	0	0	0	3	700	0	0	
30. CHICOLOAPAN	24	1,959	5	410	0	0	0	0	0	0	13	1,205	0	0	0	0	0	0	0	0	3	64	0	0	3	280	0	0
125. TONANITLA	23	950	2	6	1	492	0	0	5	116	12	212	0	0	0	0	0	0	0	0	2	15	0	0	1	109	0	0
TOTAL GLOBAL	6,961	379,444	137	5,616	287	18,486	24	6,907	1,624	72,743	2,525	162,825	40	2,077	10	243	153	6,928	358	17,164	1,482	36,998	31	872	237	35,496	53	13,089

CLAVE DE EVENTO	
1	CAPACITACIÓN PARA JORNADA CÍVICA ESCOLAR
2	JORNADA CÍVICA ESCOLAR
3	EJERCICIO CÍVICO DEMOCRÁTICO CON URNA ELECTRÓNICA
4	NARRATIVA ELECTORAL
5	PLÁTICA INFORMATIVA SOBRE VALORES
6	CONFERENCIA
7	MESAS DE ANÁLISIS
8	DIÁLOGO DE DIFUSIÓN
9	PRÓXIMOS ELECTORES
10	PLÁTICA CIUDADANA
11	MESA DE ANÁLISIS Y DEBATE
12	TEATRO PRESENCIAL
13	TEATRO GUIÑOL


TOTAL DE EVENTOS REALIZADOS: 6,961



TOTAL DE EVENTOS REALIZADOS: 6,961

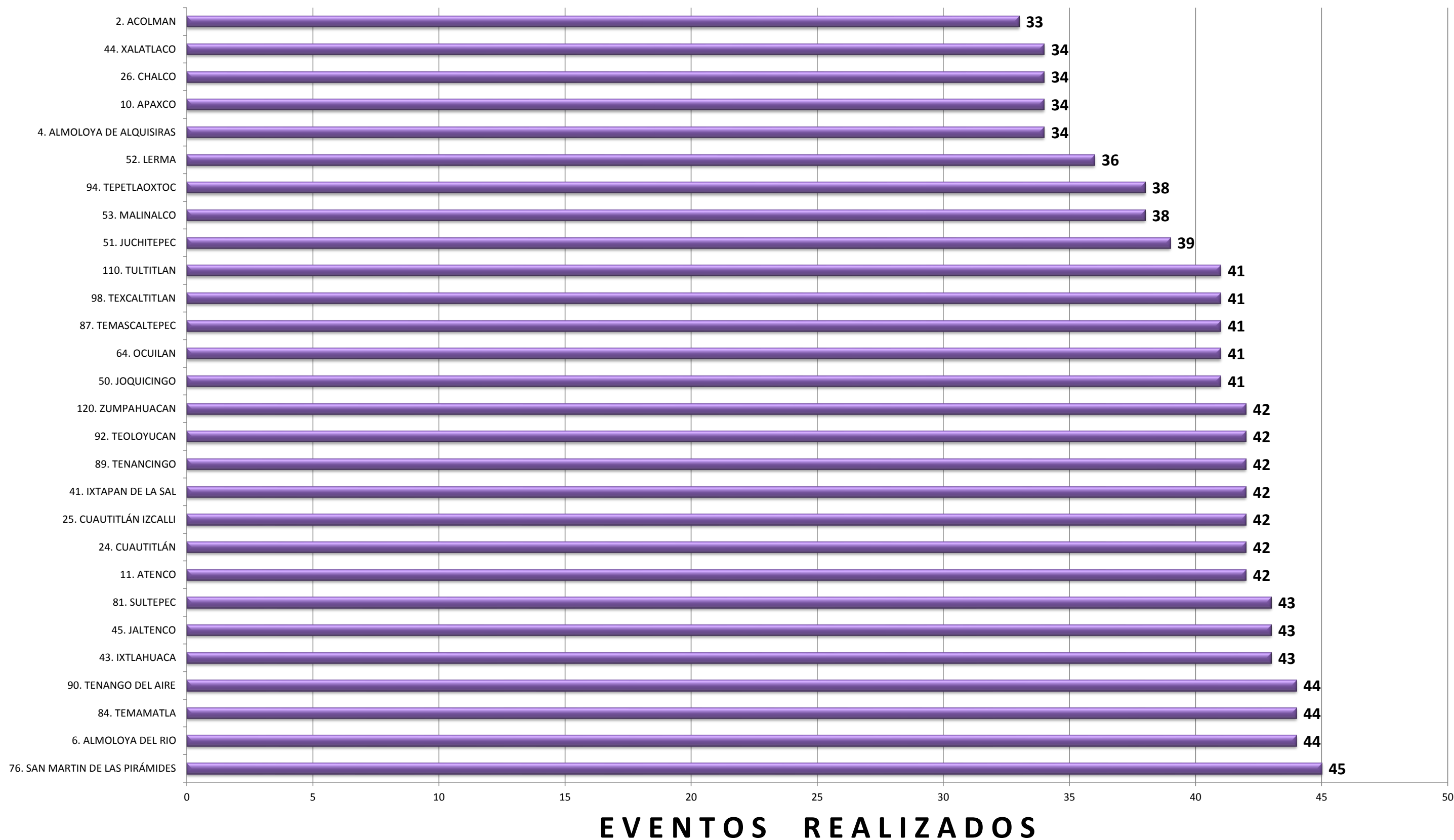


TOTAL DE EVENTOS REALIZADOS: 6,961



TOTAL DE EVENTOS REALIZADOS: 6,961

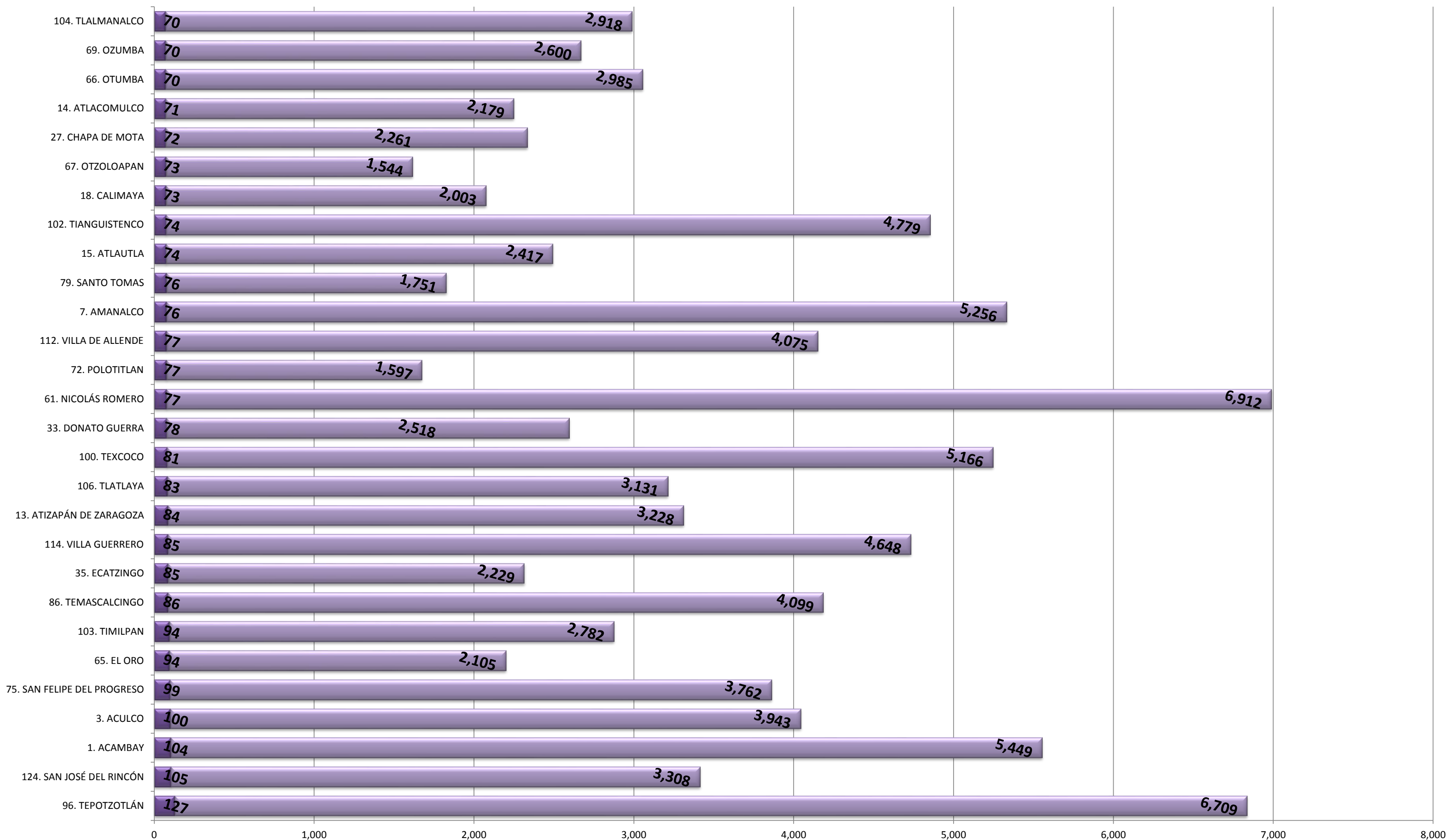
M
U
N
I
C
I
P
A
L
I
D
A
D



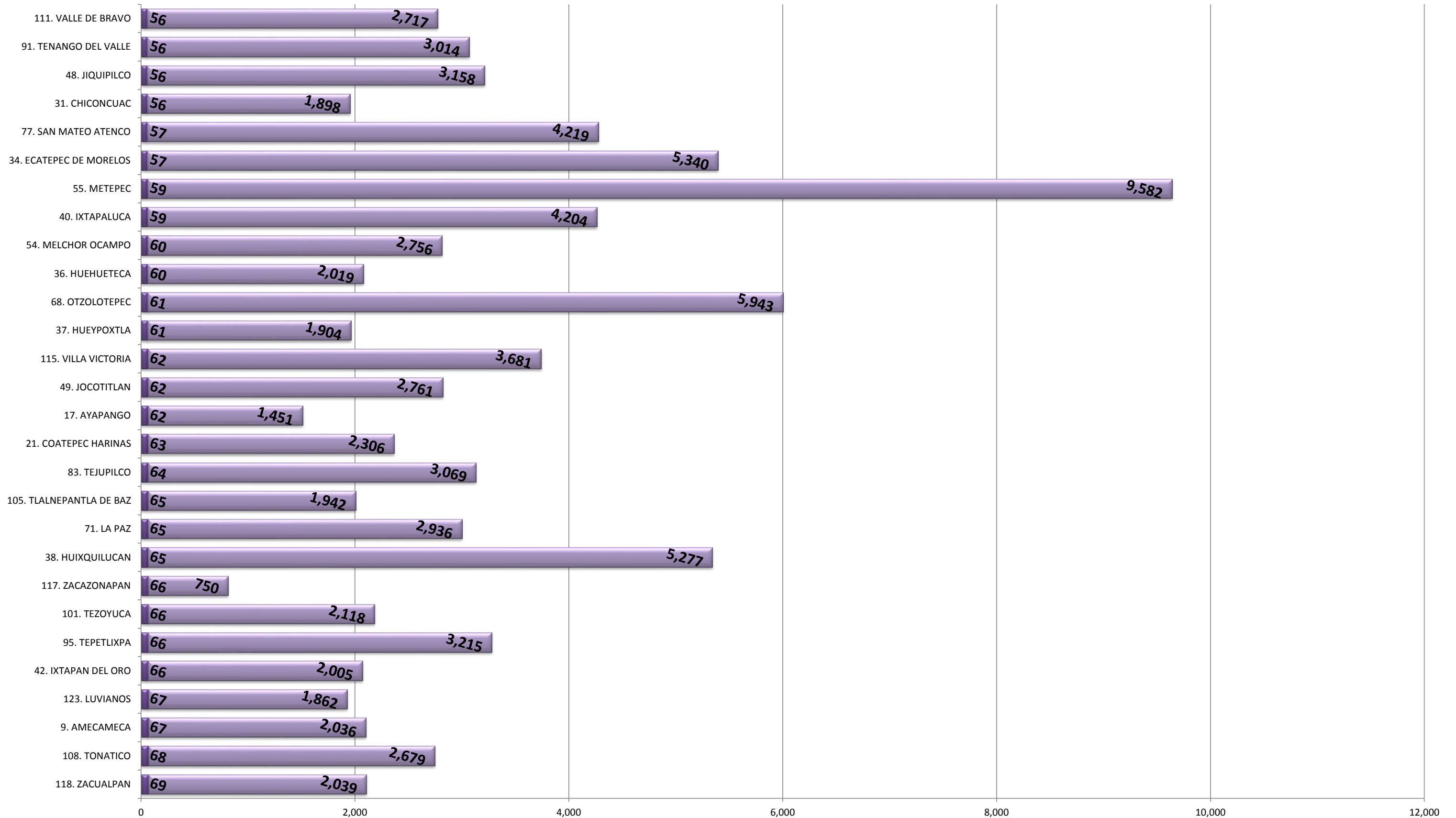
TOTAL DE EVENTOS REALIZADOS: 6,961



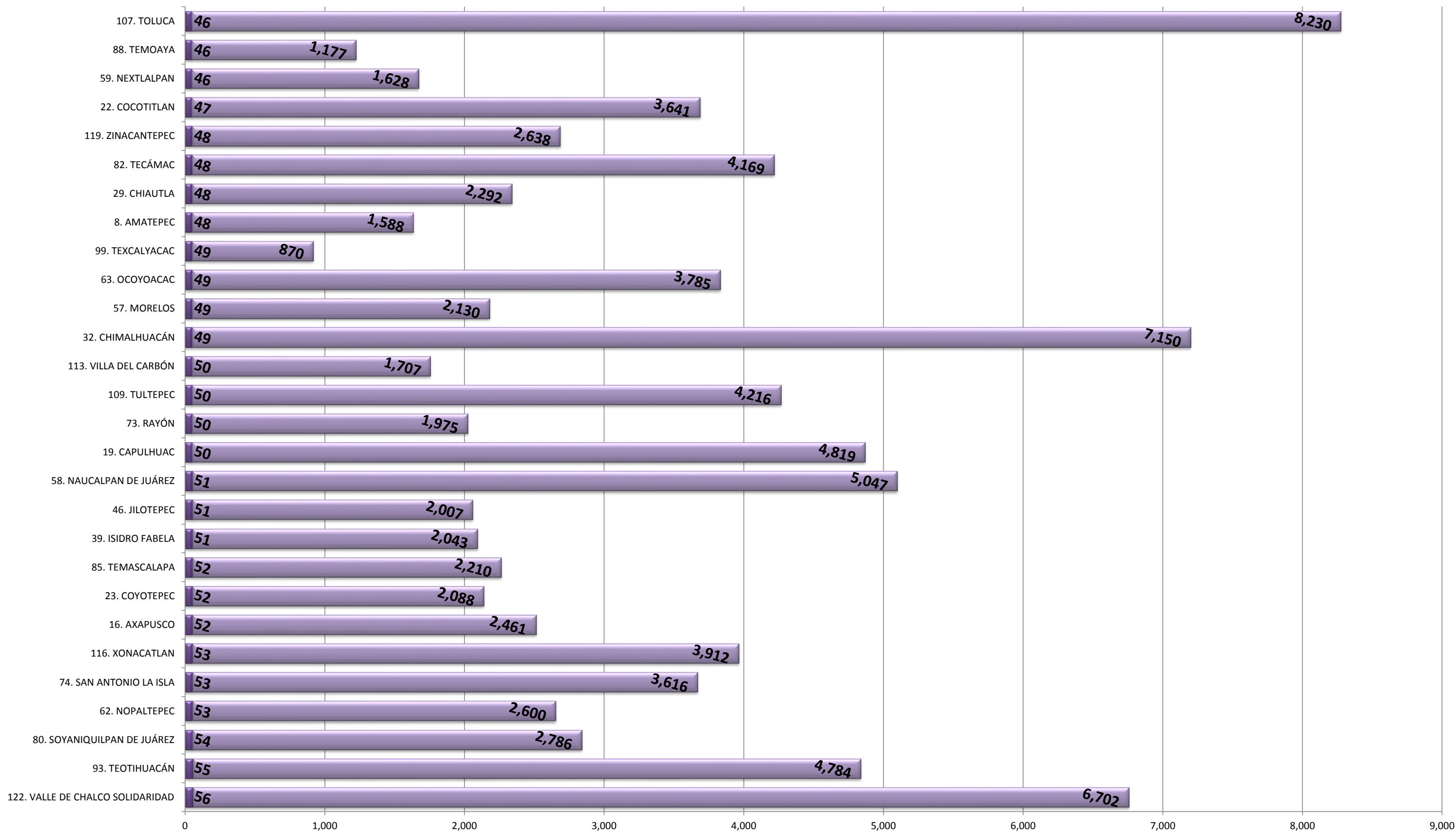
EVENTOS Y ASISTENTES POR JUNTA MUNICIPAL



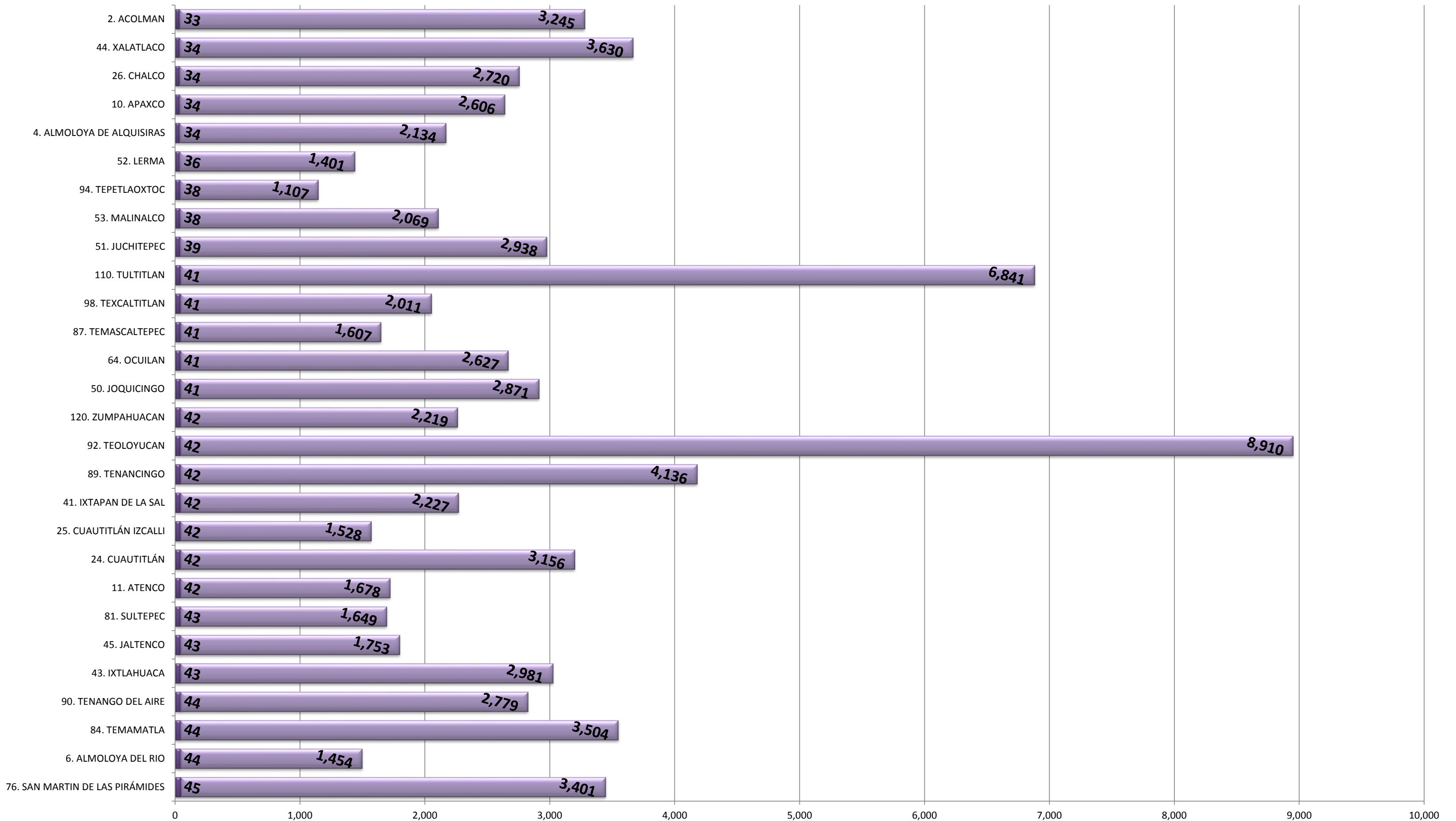
EVENTOS Y ASISTENTES POR JUNTA MUNICIPAL



EVENTOS Y ASISTENTES POR JUNTA MUNICIPAL



EVENTOS Y ASISTENTES POR JUNTA MUNICIPAL



EVENTOS Y ASISTENTES POR JUNTA MUNICIPAL

